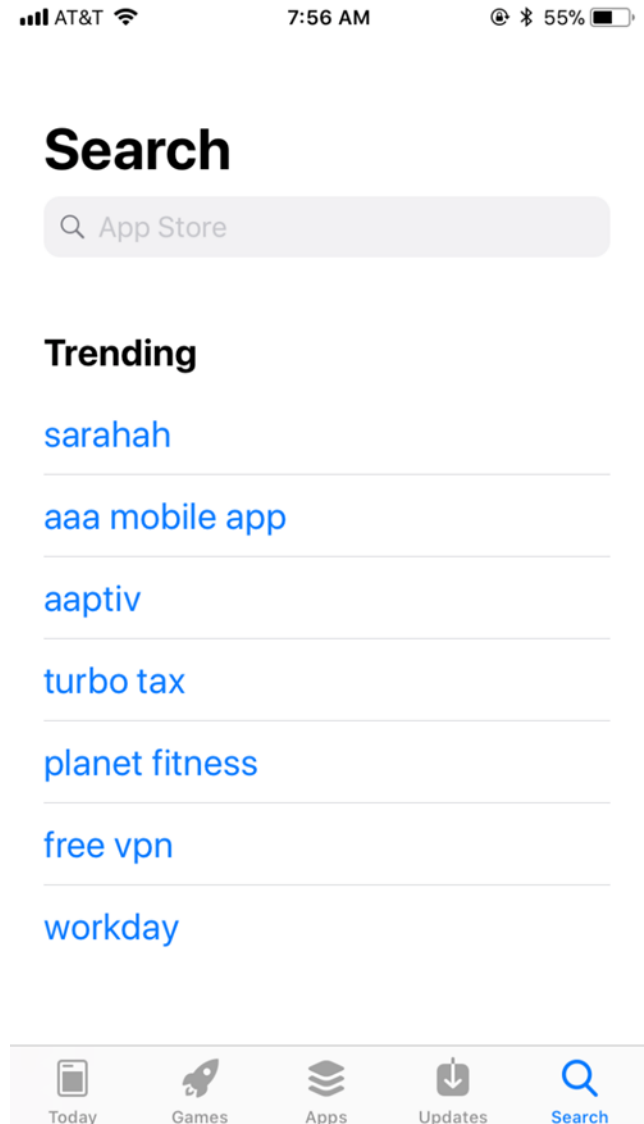




GHIN Mobile App (Apple/iPhone) – How-to Guide

GHIN Mobile is the official app of the Golf Handicap and Information Network® (GHIN®), a service of the United States Golf Association®. It offers a personalized mobile experience that allows you to manage and follow your game. This guide will walk you through the process of downloading the GHIN Mobile App on your Apple/iPhone device and then give you step-by-step instructions to post a score. Let's get started!

1. Open the App Store icon on your Apple device.





GHIN Mobile App (Apple/iPhone) – How-to Guide

2. Enter “GHIN Mobile” in the Search Bar.
3. Select the app (blue icon) to open the page and click the blue “GET” button.
4. After the installation is complete, please select the blue “OPEN” button.

Carrier AT&T 9:37 AM 49%

< Search

GHIN Mobile
United States Golf Association

OPEN

2.2 ★★☆☆☆
104 Ratings

#137
Sports

4+
Age

Carrier 12:52 PM

GHIN
a USGA service

AI Alig
Trend: 14.3L

POST SCORE
STATS
MY CARD

C.H. Calculator

THURSDAY MARCH 26

Carrier 12:52 PM

< GHIN
a USGA service

AI Alig
Trend: 14.3L

Scores - 20 Mo

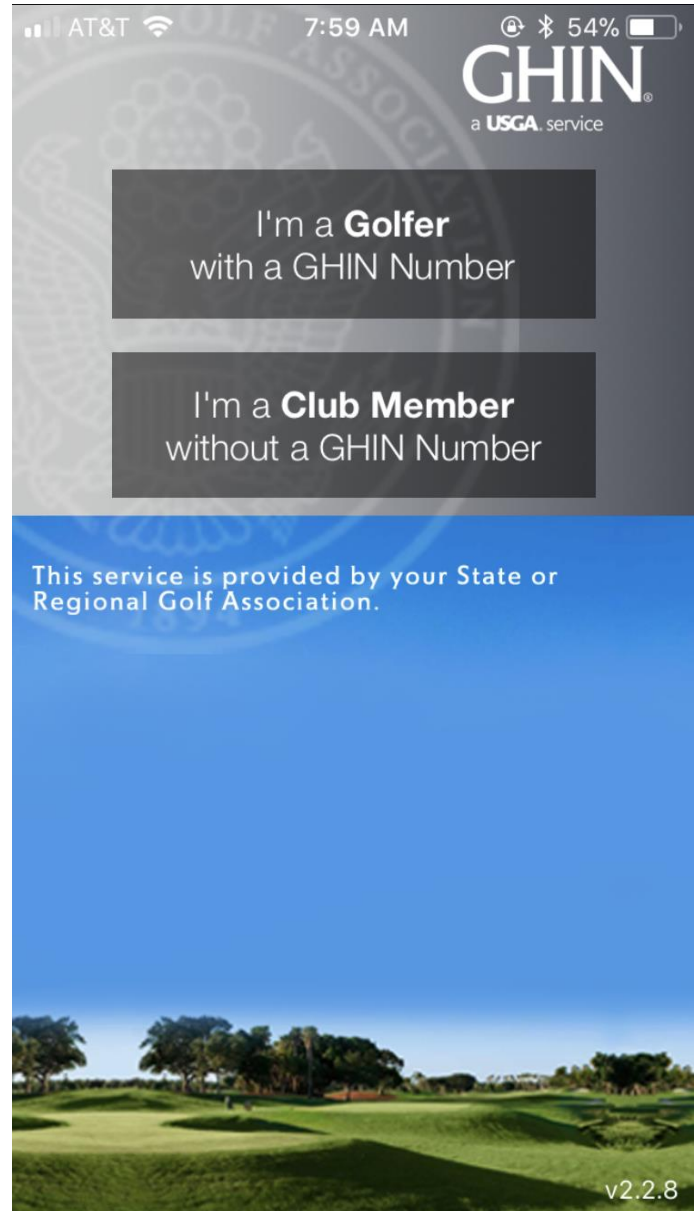
Date	Score	CR/Slope	D
11/22/14	88 H	69.9/126	1
07/20/14	88 A	65.6/115	2
06/25/14	83 A	66.6/123	1
06/25/14	85 A	68.4/132	1
06/25/14	88 A	72.0/127	1
06/25/14	88 T	70.6/127	1

Today Games Apps Updates Search



GHIN Mobile App (Apple/iPhone) – How-to Guide

5. Select “I’m a **Golfer** with a GHIN Number”.





GHIN Mobile App (Apple/iPhone) – How-to Guide

6. Enter your **GHIN Number** and **Last Name** and select “Login”.

AT&T 9:28 AM 50%

GHIN
a USGA service

GHIN Number

Last Name

Login **Cancel**

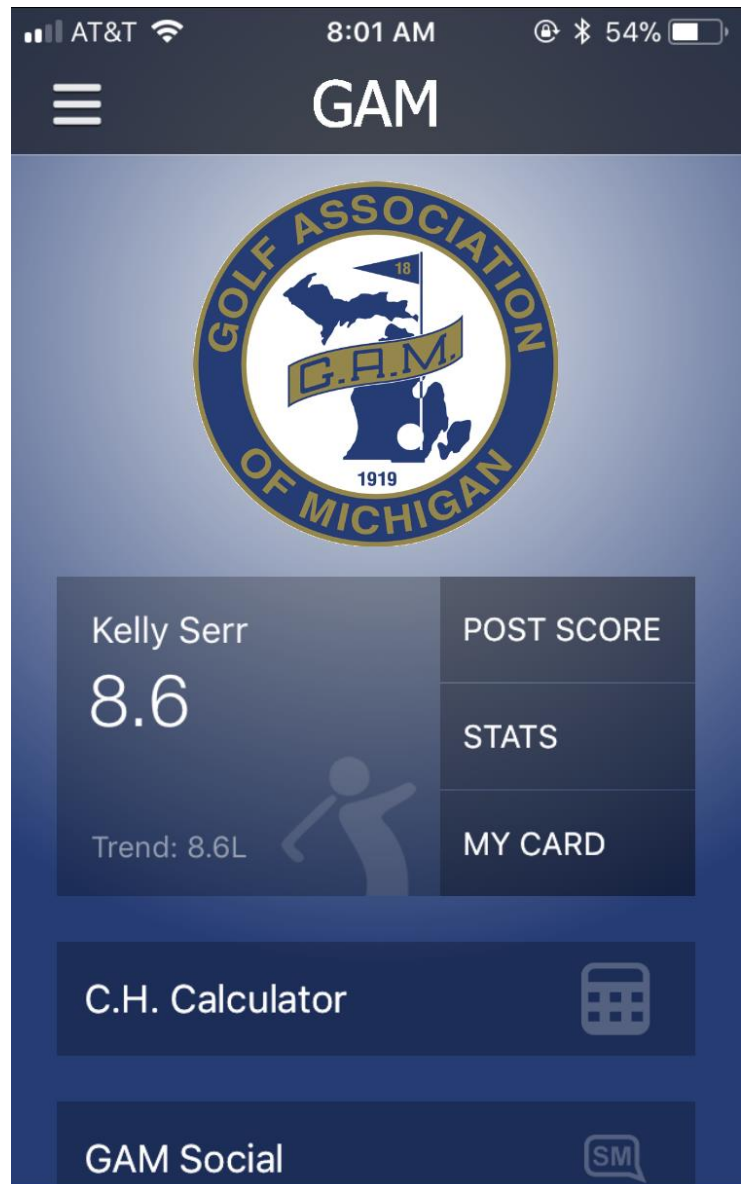
This service is provided by your State or Regional Golf Association.

v2.2.8



GHIN Mobile App (Apple/iPhone) – How-to Guide

7. Once you are logged in, you will see your personal home screen (with your name and handicap index)
8. To Post a Score, select the “Post Score” button.

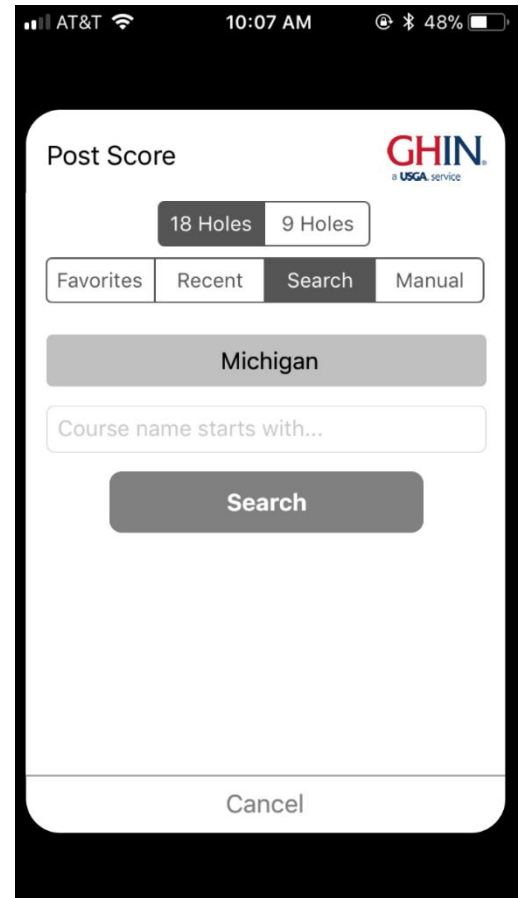




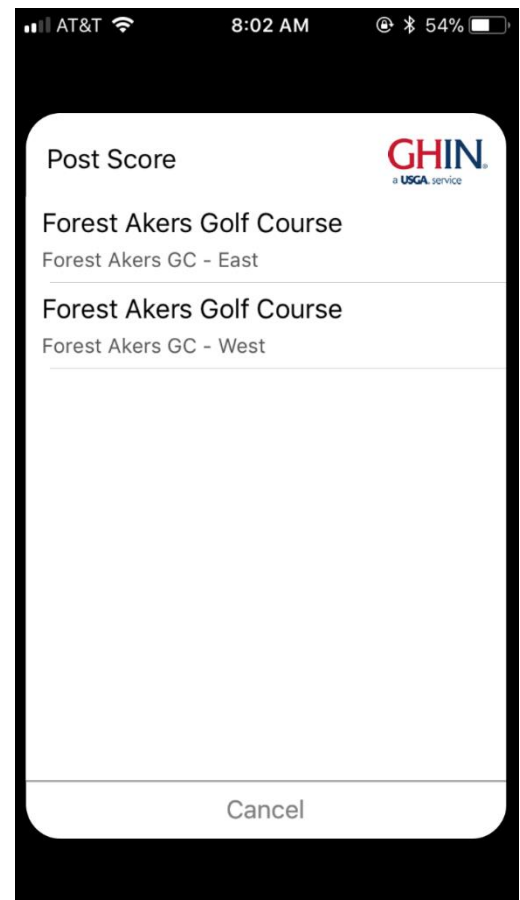
GHIN Mobile App (Apple/iPhone) – How-to Guide

9. Select 18 holes or 9 holes (default = 18 holes)
10. Select the golf course by clicking the “Search” button and typing in the name of the course – then click “Search” (gray button below).

**** Alternatively, you can search for the golf course by selecting “Favorites” or “Recent” ****



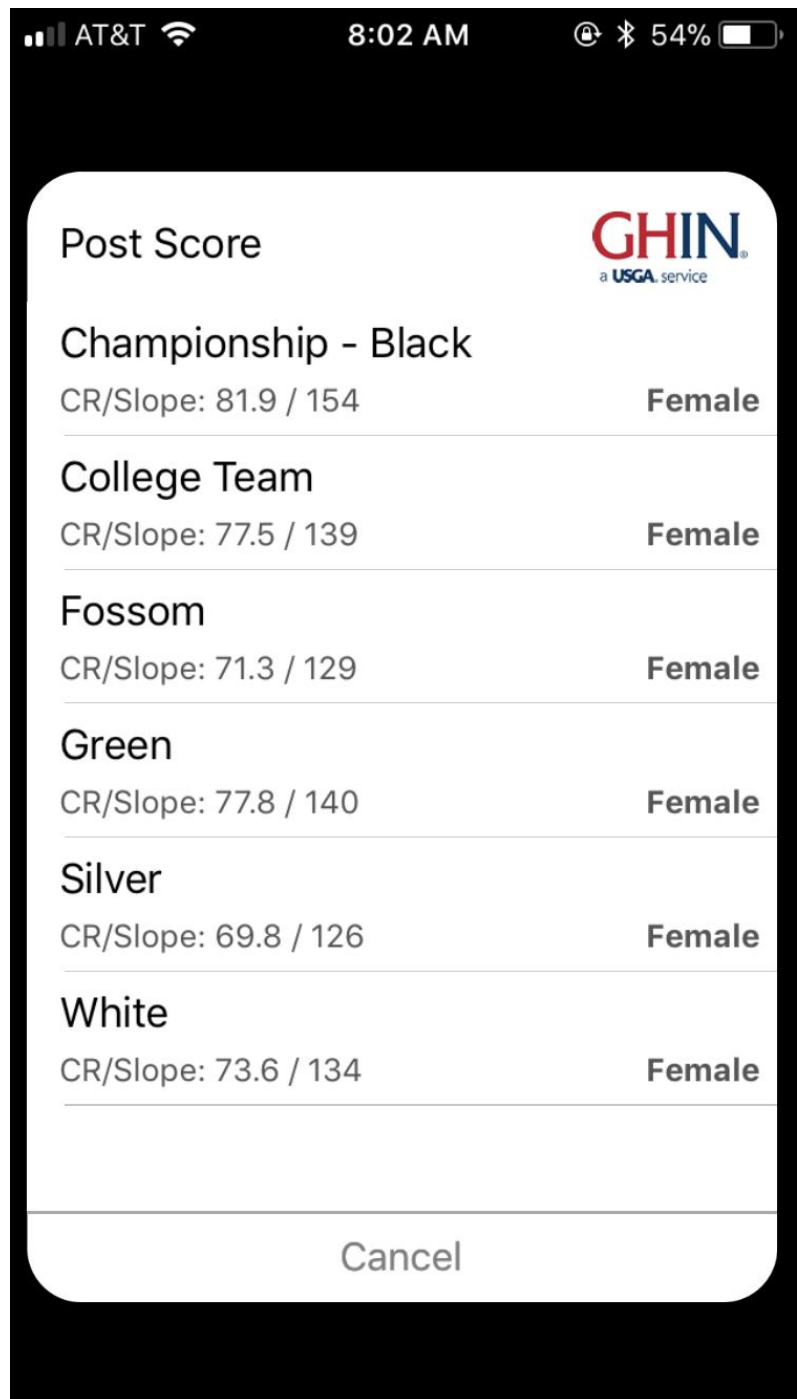
11. Select the course you want.





GHIN Mobile App (Apple/iPhone) – How-to Guide

12. Select the Tee you played for your round





GHIN Mobile App (Apple/iPhone) – How-to Guide

13. Select the Score Type (“Select Type”) – a Home, Away, or Tournament Score
14. Select the Date of the round played (default = today’s date)
15. Enter your score (adjusted for ESC – click [HERE](#) for an explanation of ESC) in the box labeled “ESC”.

**** Hole-by-hole score entry is NOT available on the GHIN Mobile app ****

16. Select “Post Score” to finish posting your score.

The screenshot shows the 'Post Score' interface on an iPhone. At the top, the status bar displays 'AT&T', signal strength, Wi-Fi, the time '8:04 AM', and battery level '54%'. The app header includes the title 'Post Score' and the GHIN logo with 'a USGA service' tagline. Below the header, the course information is displayed: 'Forest Akers Golf Course - Forest Akers GC - West' with a flag icon and a close button, and 'Fossom (66.5/127)'. The player information is 'Kelly Serr' with a golfer icon and ID '2394444'. The main form area contains three input fields: 'Select Type', '1/4/2018', and a large box labeled 'ESC'. A 'Post Score' button is positioned below these fields. At the bottom of the screen, a 'Cancel' button is visible.

Click [HERE](#) to view a How-to Video of the GHIN Mobile App for Apple/iPhone.

If you have any questions, please contact us via email at feedback@emailgam.org or via phone at 248-478-9242 ext. 0